

## Review Article on Anti-Microbial Resistance: Global Approach

Rafia Inam<sup>1</sup> Aqsa Ameen<sup>2</sup> Mubashar Rehman<sup>3</sup>

### Abstract

*The rapid change in the failure of antimicrobial therapy due to an increase in the number of infections caused by antimicrobial resistance and the commencement of comprehensive resistant strains robustly claim detection of appliances causing the improvement of drug resistance. In this article, we review the double tactics to decrease antimicrobial resistance infections in hospitals by the improvement of hospital infection prevention and control (IPC) and Antimicrobial Stewardship (AMS) programs and their gradually significant part in decreasing the feast of antibiotic resistance using an ethical framework that enables clinicians and to appraise policies for rational use of an antibiotic in six practical steps. Though the procedure of bacteriophages and antibodies has been partially applied, further encouraging plans, such as probiotics and antimicrobial peptides, are under improvement. Novel approaches such as genetically modified phages and CRISPRCas9 also converse, and plasmid curing and anti-plasmid methods might reduce ARG existence and alert bacteria about antibiotics.*

**Key Words:** Antimicrobial Resistance, Antibiotics, Microbes, Infections.

### Introduction

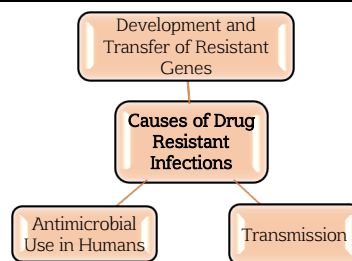
Antimicrobial resistance (AMR) is the capability of a microbe to stop an antimicrobial mediator from functioning beside it, interpreting usual action ineffectual. It is an ordinary marvel where microorganisms become unaffected by antibiotics and has developed an impending danger to universal public health and the new world. The extensive usage of antibiotics and problems related to the repetition have impressively enhanced the development of AMR, interpreting them as 'remedies' generally ineffectual and parting us lacking the significant resistance against many pathogenic microbes.

The conflict between antimicrobial-safe microorganisms and anti-toxin treatment is a developmental weapons contest, one that we are by and by dropping. Subsequently, deaths due to antimicrobial resistance (AMR) have stretched frightening rates all over the world. It is estimated that at least *seven lac* people die yearly just because of infections caused by antimicrobial resistance, and

it is also predicted as this death rate might increase to 10 million by 2050. Although the existing global death toll due to AMR is comparatively uncertain to other main causes of mortality, the issue is estimated to aggravate. Slightly use of antimicrobials, comprising common antibiotics that treat everyday infections such as respiratory, gastrointestinal, and skin, pushes the development of resistance, irrespective of the suitability of use.

### Drug-Resistant Infections

#### Causes



**Figure 1:** Causes of Drug-Resistant Infections.

<sup>1</sup> Undergraduate Student, Department of Pharmacy, Faculty of Biological Sciences, Quaid-i-Azam University, Islamabad, Pakistan.

<sup>2</sup> Undergraduate Student, Department of Pharmacy, Faculty of Biological Sciences, Quaid-i-Azam University, Islamabad, Pakistan.

<sup>3</sup> Assistant Professor, Department of Pharmacy, Faculty of Biological Sciences, Quaid I Azam University, Islamabad, Pakistan. Email: [mrehman@gau.edu.pk](mailto:mrehman@gau.edu.pk) (Corresponding Author)

## Development and Transfer of Resistant Genes

The bacterial domain is antiquated, plentiful, universal & intricate. Because of arbitrary transformation more than trillions of microbial ages, microorganisms have adjusted to their surroundings, partially by creating qualities that code for systems of protection from different threats –including, for instance, weighty metals, normally happening antibacterial mixes (counting beta-lactams, for example, penicillin and carbapenems) and engineered antimicrobials (for example fluoroquinolones and sulphonamide).

Most of the microbes have the ability to code the genes to develop resistance process to other microbes. With the emotional, uncommon expansion in human mediations in the microbial world, solid developmental determination pressures have been applied to organisms prompting the rise, expanding recurrence, and steadiness of safe microorganisms in people, creatures, and the climate.

### Antimicrobial Use in Individuals

1.1.1.

Safe microbe strains in this way chose would then be able to be sent to different people. For microorganisms such as HIV and tuberculosis (TB) (or, for HIV and widely drug-safe TB, long stretches) of multi-drug treatment, under management has assumed a focal job in the rise and determination of profoundly safe strains.

In the instance of malaria –where, for different causes, parasites might be uncovered to inconsistent or sub-remedial groupings of antimalarial, in some cases because of incomplete treatment –underuse of medications in like manner assumes a job in the rise of antimalarial opposition. Resistance is mainly developed by the overuse of antibiotics, not by underuse.

Despite long stretches of the way of talking with respect to the requirement to 'fulfil the recommended course' for basic simple microbial contamination, this currently shows up, besides among a subset of microbes and explicit destinations of disease, to have been sick founded and, on equilibrium, unsafe counsel. Hazardous treatment choices (that add to opposition) are now and then identified with demonstrative vulnerability.

At the point when a patient has manifestations related to a respiratory ailment, for instance, there is frequently not adequately fast and precise test to decide if it is brought about by a bacterial

1.1.3.

microorganism. Because of this vulnerability, joined with hazard avoidance among specialists and patients, and a misperception that a course of anti-toxins 'does no mischief', many antimicrobial every time are occupied when they are not needed.

Arrangements that depend on people performing as per the societal ideal are, best case scenario, inadequate or, even from a pessimistic standpoint, damned. The issues of both antibacterial abuse and underuse are amplified in some low and center pay nations where numerous individuals absence access to fundamental symptomatic challenging and antimicrobial are generally accessible without a prescription.

There is an inborn pressure among 'access and abundance'. In equal, the transmission of resistant microorganisms is intensified by an absence of admittance to promptly accessible clean water, disinfection, and well-resourced medical services foundations. The weight of safe medication contamination hence tracks neediness and social drawback both inside nations and universally.

### Transmission

Medication safe organisms are communicated between people much the same as other non-safe pathogens by means of.

- aerial or bead spread
- contact with skin
- the faecal-oral course
- sexual spread
- interaction with spoiled regular liquids, degraded water, and food
- Trajectory spread (for instance, mosquitoes because of jungle fever) and so on.

Drug-resistant bacteria are mainly developed in in-hospital transmission. This type of transmission happens by contaminated clinical surrounding and via health care workers who could not take proper hand hygiene practices.

The worldwide spread of medication opposition is incredibly encouraged by current air travel.

A great many individuals become colonized (deprived of indications) with safe microorganisms or other (non-pathogenic) organisms comprising hereditary elements of opposition consistently in places with high paces of obstruction and afterwards fly to places where safe microbes as well as obstruction elements are straightforwardly or incidentally transferred to other people.

## Use of Antimicrobials in Animal and Agronomy

The broad utilization of antimicrobial in modern agribusiness and hydroponics may be as 'development advertisers' or, to further extent, uses, has led to microorganisms creating protection from the specialists utilized.

Ramifications for people happen when clinically huge microorganisms are sent from creatures to people when people are themselves presented to anti-toxins utilized in the evolved way of life or when people are presented to microbes that become safe because of presentation to anti-microbials in climate sullied by rural use.

Despite the fact that the agribusiness utilizes a bigger number of antimicrobials in absolute weight than human medical care, the general commitment of horticultural anti-infection use to the study of disease transmission of safe bacterial illness in people is hard to consider, regularly obscure and likely shifts broadly in various settings.

## Consequences



**Figure 2:** Consequences of Drug-Resistant Infections

### Straight Harm to Human Lives

The true global burden of death and disease due to resistant infection is unknown, and from both ethical and scientific points of view, there is an urgent need for more accurate estimates. One prominent appraisal published in 2015 suggested that at least 700,000 deaths occur each year due to drug-resistant infection worldwide and that this annual death toll could rise to ten million by the year 2050. High paces of safe microorganisms subvert a large number of the advances of present-day medicine in light of the fact that the accomplishments of medical procedure, transplantation, disease therapy, immunosuppression, escalated care, and obstetric and neonatal consideration are regularly dependent upon having the option to treat and fix contaminations.

### Economic Consequences

Drug-resistant infections are more difficult (sometimes impossible) and more expensive to treat

and cure, and they are more likely to result in incapacitation of the patient and significant economic losses for society. One estimate suggested that total global losses due to resistant infection between now and 2050 could total over \$US 100 trillion, meaning that there are powerful economic reasons to devise and implement effective measures to curb the problem.

## Responses

### New Drugs

From the intervention of new drugs, scientists could not only depend on novel drugs to solve the issue.

- The manufacturing of new antimicrobial drugs has been measured.
- The difficulties and challenges of drug improvement are hard to survive.
- Without different mediations to check the expansion in medication opposition, face a ceaseless issue of finding new medications.

In this way, drug obstruction requires a multi-faceted and worldwide arrangement reaction.

## Drivers of Antibiotic Resistance Transmission

Plasmid transmission is the most extreme critical wonder which may send qualities of anti-infection protection from the host cell. Anti-toxins may impact this system by empowering the exchange of obstruction parts; these antimicrobials may, besides, apply a separating pressure to the ascent of opposition.

At the public level, the faecal-oral course is the most extreme critical course of move extraordinarily for safe microorganisms of an Enterobacteriaceae family, typically because of cleanliness disappointment.

Community-acquired (CA)-MRSA is additionally a decent case to comprehend the exchange nuances of opposition at the humanoid-humanoid level, which is regularly moved due to expanded emergency clinic remain or unsanitary clinic settings. Sexual connection is likewise a reason for a move for safe *N. gonorrhoea*.

The huge elective side is known as "one wellbeing" likewise assumes a significant job in the exchange elements of anti-toxin opposition.

Nonsensical utilization of antimicrobial tumor supports in livestock relates to the exchange of protection from people through creature items; huge

microbes under idea in this phase are *Campylobacter spp* and *Salmonella spp*.

In addition, fluffy safe machines have been found in microorganisms secluded from people or creatures. Safe microscopic organisms and portable hereditary components (MGEs) may check their way from creatures to people over various assets.

### **Super-Bug & Super-Resistance**

---

The word “superbugs” implies organisms with more noteworthy bleakness, and the death rate expanded on account of various transformations giving protection from various modules of antimicrobials. Remedial preferences for these safe microorganisms are less, and these are identified with a long visit to the clinic and expanded financial expense. Due to the irregular utilization of anti-infection agents, various microbial human microorganisms have changed into MDR categories. MDR *Mycobacterium tuberculosis* is a perceptible model from both creating and the created world. Further stark bacterial infections comprise *Campylobacter*, *Acinetobacter*, *Citrobacter*, *Burkholderia*, *Clostridium*, *Enterococcus*, *Enterobacter spp.*, *E. coli*, *Klebsiella*, *Haemophilus*, *Proteus*, *Salmonella*, *Pseudomonas*, *Serratia*, *Staphylococcus epidermidis*, *S. aureus*, and *Streptococcus pneumonia*.

*S. aureus* is reflected as the greatest disreputable superbug. It's a thick commensal of humans and is a source of common infections of the skin.

Currently, CA-MRSA, along with augmented developed virulence, has appeared as the main public distress. Though most CA-MRSA assets are like MRSA, CA-MRSA has some extra features also, like diverse *mec gene* groups and genes encrypting the cytotoxic *Panton-Valentine leukocidin*.

### **Dual Strategies to Reduce Anti-Microbial Resistance in Hospital**

---

Hospital is where most infections are treated and where a variety of antibiotics is used frequently. In hospitals, healthcare specialists frequently allocate on their hands MDROs, risking patients of healthcare-associated infection (HAI). Hospital lab results raise prescribers' awareness of ABR but haven't increased devotion to measures planned to avoid it. At present it has recognized that extravagant antibiotic use endorses ABR, and insufficient infection prevention and control (IPC) enables

transfer, so the task is to cease these transecting violent series, mainly in hospitals, where they are utmost seeming.

### **Antimicrobial Stewardship (AMS) Program in Hospital**

---

AMS program's objective is to make sure that patients are given antibiotics when they need them – “the right drug, at the right time, in the right dose and for the right duration” (Dryden et al. 2011; Durenberger and Chambers 2017) – with the least possible selection pressure.

General, readings of AMS indicate that it can reduce.

- improper prescribing
- unnecessary drug reactions and pharmacy prices
- progress in therapeutic drug monitoring
- reduce hospital stay span
- rates of fungal and MDRO infections

### **Interventions of the AMS Program**

---

- Limitations on use of definite vital antibiotics, excluding specific authorization
- Prescriber instruction and educational describing
- Prescribing patterns review, with the response to prescribers
- Laboratory testing optimization with rapid diagnostics
- Technological support like automatic access to microbiology outcomes and computerized decision support systems (Davey et al., 2017).

### **Multidisciplinary Teams**

---

- Contagious disease doctors
- Medical microbiologists
- Professional antimicrobial pharmacists
- Infection Prevention and Control experts

### **Hospital Infection Prevention & Control**

---

Conferring to WHO, “.... HAI is the utmost common adverse event in health care, but its true universal load remains unidentified because of struggle in gathering reliable data” (WHO 2011).

### **HAI Risk Factors**

---

In the figure given below are the risk factors of Hospital Acquired Infections.

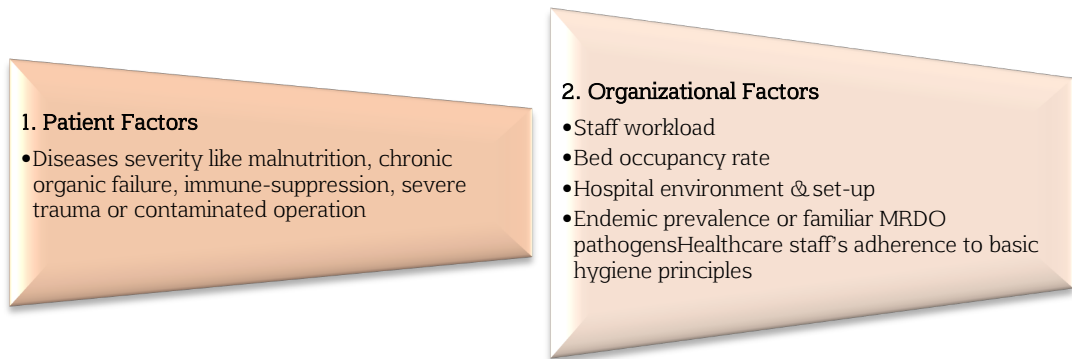


Figure 3: HAI Risk Factors

Hospital IPC programs are planned to minimize these dangers and the load of ABR and HAIs.

### Hospital IPC Program

Given below is the figure showing what Hospital IPC Programs are comprised of.

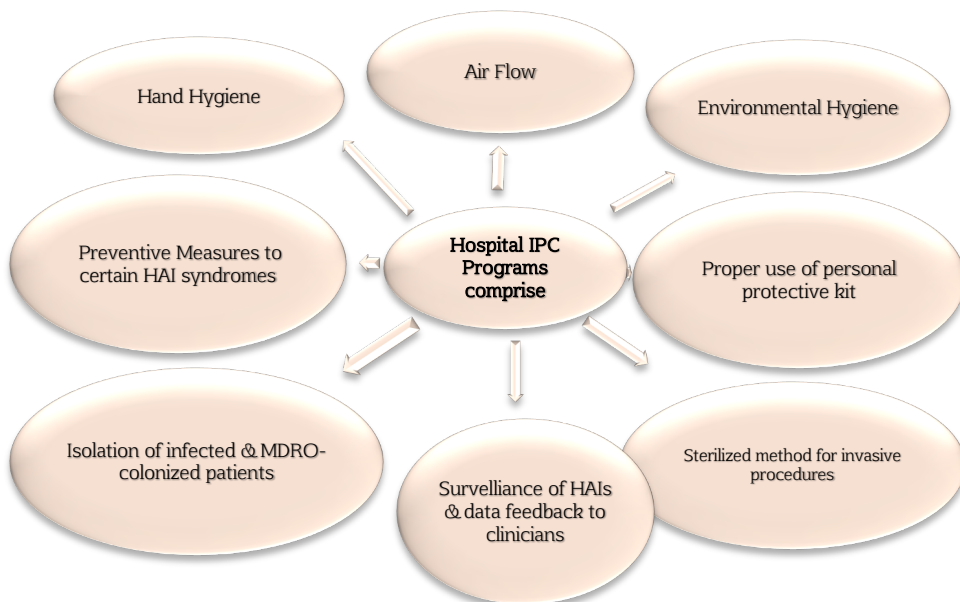


Figure 4: Hospital IPC Program Components

### Organizational Components of IPC Program

Following are organizational components to govern the attainment or failure of program implementation.

- Headship
- Mutual idea and value
- Inter-specialist relations, assets, and facility urgencies

Effective application of IPC/AMS needs assurance by hospital organization, solid clinical leadership, greatly enthused champs, and interdisciplinary departmental groups

### Tackling Anti-Microbial Resistance

As one of the main reasons for AMR is over prescription and over usage of antibiotics, broad

reaction tactics to reserve antibiotic efficacy do not include emphasis merely the growth of novel drugs. They also comprise various method that may include

- Observation
- Infection control
- Promotion of the “rational” use of antibiotics.

## Antibiotics Rational Use

The figure shown below shows some definitions of the rational use of antibiotics.

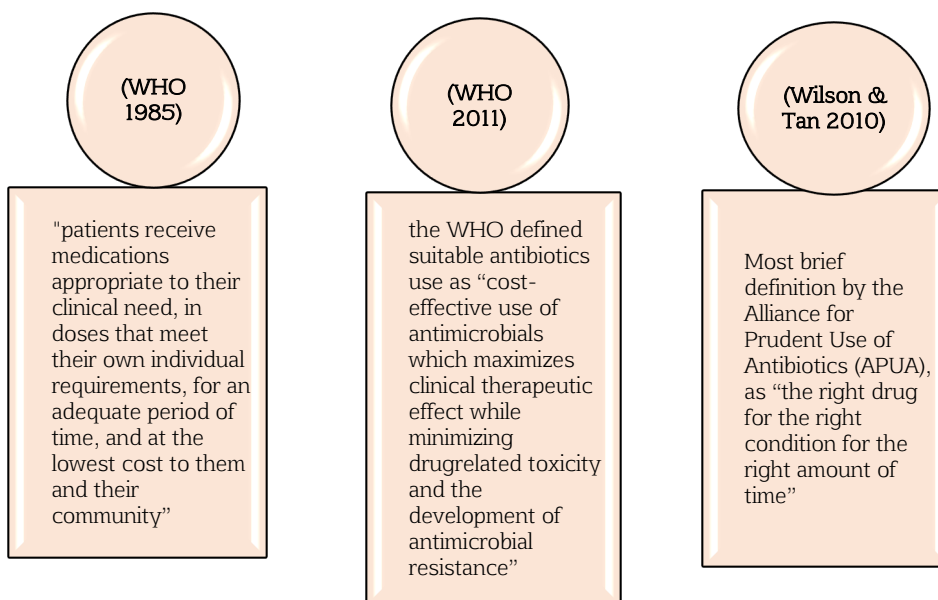


Figure 5: Definitions of Rational Use of Antibiotics

There is a broad range of interferences planned to decrease antibiotic prescribing, also suggested that preventive measures that bound the accessibility of antibiotics, having a greater spontaneous of accomplishment than facts movements or instructive interferences that explain prescribing doctors about AMR. In most cases, such limitations seem like a hopeful and active means of decreasing antibiotic use. For example, the latest research has exposed that antibiotic prescribing in primary care may be controlled considerably, devoid of an adverse consequence of clinical results, through an exercise called **delayed prescribing**.

### Rational Use Programs

Rational use programs that include postponing or

suppressing antibiotics are comparable in this case. It is not merely undefined that such programs will mark a major impact on addressing AMR but limiting a particular patient’s admittance to antibiotics might not lead to a quantifiable outcome on the whole level of AMR. However, decreasing antibiotic prescriptions largely is a significant element of plans for restricting AMR and guaranteeing that bacterial infection might quiet be smoked efficiently impending.

### Rational Antibiotic Use Framework

The framework consists of 6 stages for estimating rational use programs that include postponing or suppressing antibiotics.



Figure 6: Rational Antibiotic Use Framework

### Alternatives to Conservative Antibiotics

In the table given below are some major substitutes to conservative antibiotics in the time of antimicrobial resistance.

Table 1. Alternatives to Conservative Antibiotics

Sr. No.	Alternatives	Advantages	Disadvantages
1.	Phage Therapy	<ul style="list-style-type: none"> <li>• Self-replicating medications</li> <li>• Choosy to particular bacteria strains</li> <li>• Responsive to genetic engineering</li> </ul>	<ul style="list-style-type: none"> <li>• Immunogenicity</li> <li>• Pharmacokinetics</li> <li>• Bacterial endotoxins release</li> </ul>

		<ul style="list-style-type: none"> <li>• Insufficient preparations – failure of endotoxins and pyrogenic substances removal</li> <li>• Develop resistance</li> </ul>
2.	<b>Lysins</b>	<ul style="list-style-type: none"> <li>• Responsive to genetic engineering</li> <li>• Discriminating to particular bacterial strains</li> <li>• Not liable to develop resistance</li> </ul>
	<b>CRISPR/Cas9</b> (Clustered, Regularly Interspaced, Short Palindromic Repeats)-Cas9 (CRISP-associated protein 9)	<ul style="list-style-type: none"> <li>• It May be modified for a range of antimicrobial uses</li> <li>• Antibiotic usage reversal</li> <li>• Specific to microbial strains</li> </ul>
3.		<ul style="list-style-type: none"> <li>• Production</li> <li>• Absence of adequate information</li> </ul>
4.	<b>Antimicrobial Peptides</b>	<ul style="list-style-type: none"> <li>• Costly broad-scale production</li> <li>• Toxicity</li> </ul>
5.	<b>Bacteriocins</b>	<ul style="list-style-type: none"> <li>• Not liable to develop resistance</li> <li>• Broad-spectrum activity depending on application</li> <li>• Specific to pathogenic strains</li> <li>• Heat and UV resistance</li> <li>• Easy synthesis</li> <li>• Not liable to develop resistance</li> <li>• Broad-spectrum activity depending on the application</li> <li>• Modify the immune system</li> <li>• Don't develop resistance as there is no direct antimicrobial activity</li> </ul>
6.	<b>Synthetic Imitators of Antimicrobial Peptides</b>	<ul style="list-style-type: none"> <li>• Costly large-scale production</li> <li>• Liable to proteolysis</li> <li>• Toxicity</li> <li>• Administration route</li> </ul>
7.	<b>Inborn Defense Regulatory Peptides</b>	<ul style="list-style-type: none"> <li>• Costly large-scale production</li> <li>• Liable to proteolysis</li> </ul>
8.	<b>Probiotics</b>	<ul style="list-style-type: none"> <li>• Used usually for intestinal infections</li> </ul>
9.	<b>Antibodies</b>	<ul style="list-style-type: none"> <li>• Selective to specific bacterial strains</li> <li>• No damage to microflora</li> <li>• Expensive production</li> <li>• Poor shelf life</li> </ul>

### Novel Approaches to Combat Antimicrobial Resistance

In order to combat antimicrobial resistance, the latest research shows some novel strategies such as Microfluidics and Plasmid Curing.

#### Micro-Fluidics

It is the innovation to regulate and control little bulks of liquids limited into submillimeter measures.

It comprises multiple disciplines, including engineering, physics, chemistry, and biology, and has been used in different fields of research.

While dealing with small volumes of fluid on devices bearing features at the micrometre level, microfluidic methods and tools convey the

experimentation scale and examination down considerably, bring about diverse advantages as compared to predictable techniques.

Latest developments within the field, in both principle and application, give us new perceptions in understanding AMR and formulating resolutions.

#### Applications of Microfluidics

Three major issues in relation to AMR are identified and illustrated with cases of research studies on how microfluidics can be used to combat it and what are the significant advantages and facilitating features are involved.

#### To Identify More About Bacteria

Whereas the common mechanisms behind AMR



are known, information about various other characteristics of bacteria and their resistance is still inadequate, and more intuitions into those can be of great importance in establishing an enhanced understanding of the matter at hand, leading to further effective solutions.

Microfluidics has recognized to be greatly resourceful and influential in this concern, capable of impending complex queries in microbiology in means not probable for predictable techniques based on tubes and plates. The capability to accurately regulate the local environment, narrow down examination, and manipulate the longitudinal dispersal of cells helps researchers to study matters relating to the growth, movement, linkage, and chemical communication of cells, also the combined behavior and reaction of a population, which in turn suggests new knowledge.

For example, using a microfluidic method that tracks bacteria at the single-cell level, the purpose behind the heterogeneous growth of mycobacteria was determined to be an uncommon, unipolar elongation of cells. Such irregular growth produces subpopulations of the cell with inconstant factors, including susceptibility to antibiotics and innovation significant to the treatment of tuberculosis, where multi-drug resistance is a growing problem.

The dynamics of persisters, often responsible for the population persistence to antibiotics in infections, was also inspected using a microfluidic device.

Researchers recognized a window of opportunity during which persisters are more susceptible to antibiotics, and this fact can help to frame new tactics for treating persistent infections.

Advance development of this system was used to study the omnipresent yet poorly considered stationary phase of bacteria by tracking famished single cells and measure their activity. Persistent production of protein might occur in this state devoid of forgoing capability, which helps gain a well understanding of this physiological state of bacteria in nature.

Microfluidic systems have also been used to screen distinct bacterium for their production of specific chemicals and biomechanical assets, tasks impossible for many existing procedures.

The same facts can help interpret the mechanisms and physiological methods related to bacteria and AMR, which in turn points to different targets for drug development and control of resistance.

### **Improved Susceptibility-Testing Tools**

---

Antimicrobial susceptibility testing (AST) shows a significant part in directing the evolvement of AMR, as it offers valuable information concerning the level of resistance a specific strain has to various drugs. Doctors depend on this fact to give the best suitable prescription and AMR in a region and focus on controlling struggles; the agricultural industry seeks this information to better manage farm animals and reduce nontherapeutic use of antibiotics. These actions will help preserve the efficiency of antibiotics still at our disposal by endorsing the wise use of drugs and decelerating the improvement of AMR through persistent observing and surveillance.

Conversely, predictable AST methods, while well-established and broadly used, lack key performance features such as speed, accuracy, and cost-efficiency to achieve that role efficiently.

Several novel techniques have since been planned to address those inadequacies, yet their significance in actual practice remains uncertain. Using microfluidics to improve novel AST tools has been established in a number of recent research studies, which saw different constituents, construction protocols, and development and revealing schemes being active, and substantial benefits gained over traditional and many developing techniques.

These systems are able to conduct high-throughput tests in a much-shortened time frame and achieve consistency in terms of accuracy and constancy. The number of samples, reagents, and labor involved is also greatly decreased by the capability to scale down analysis and the easiness of applying automation.

Traditional procedures such as disk diffusion and broth dilution require days for bacterial growth to become observable, and great amounts of sample, reagent, and labor are required. Therefore, results are usually not attained in time, and it is expensive to perform large-scale testing, both main issues in clinical setting and surveillance of AMR.

Rapid AST can assist with timely antimicrobial therapy, thus improving patient outcome and drug use. Novel detection systems that aim for more instant signs such as morphological changes and inhibition made feasible by the capability to target samples at the microscopic level grant microfluidic systems unique speed.

Together with automated data analysis, the system resumed slight inhibitory concentrations within 4 h and presented good settlement with the standard method for 189 clinical isolates tested. Their microfluidic stage for *Mycobacterium tuberculosis*, a slow-growing bacterium whose AST usually takes 1–2 months, decreased that time to 9 days via a similar application. The minor size of microfluidic systems also allows researchers to scale down analysis, which in turn cuts downsample and reagent intake and qualifies incorporation of multiple parallel experiments on one device. The device can lodge six sets of experiments with different drugs at once and attain results in 4 h with high sensitivity and least intake of sample and reagents.

Employing microfluidics in AST also supports acquiring facts hard to access before. Using linear gradients of the drug produced through diffusion, such devices also give information about kinetic and morphological dynamics of the inhibition process.

A modernized form of this system, using a new design and conception method, is capable of testing real samples with higher efficacy. Microfluidic tools also serve well to simplify sample pretreatment in AST.

### **Developing New Antibiotics**

---

Drug development is time-taking and expensive enough by itself, and antibiotics are a rare class of medicine that, although being broadly prescribed, are generally over the short course, subjected to firm price control, and lose efficacy through wide use.

With limited new products introduced in the previous decades, it is authoritative that we resolve this problem by growing the scope search for new compounds while increasing efficacy and decreasing cost in development.

Most antibiotics were exposed from soil microbes, and the screening method had stopped producing new strains. To make use of this available source of new drugs, uncultured bacteria need to be with the proper care, yet detached from the complex environment for further testing, a condition that can be met with microfabrication and microfluidics tools.

The latest highlight in antibiotic research, the discovery of teixobactin, involved a micro cultivation scheme that incubated bacteria in their soil environment. Single cells were netted in wells and substantially parted from the outer by a semipermeable membrane, and the chip was implanted back into the sample spot, where growth factors can reach the bacteria via diffusion, prominently increasing growth of uncultured bacteria (50% recovery vs 1% in plate culture). As much as 10 000 isolates were consequently screened, leading to the discovery of *Eleftheria terrae* and the antibiotic teixobactin.

Another microfluidic device was used for gene-targeted cultivation of an earlier unknown genus of Ruminococcaceae, one of the ‘most wanted’ in the Human Microbiome Project, in the human cecum. As a consequence, it can be of great significance in cultivating strains that show biomedical significance in metagenomics studies, however tough to grow in laboratories.

Afterwards, new targets are recognized, microfluidics can also be applied to improve the efficacy and decrease cost in time and labor of lead screening and testing. Applied droplet microfluidics in the high-resolution dose-response screening system gave greatly accurate and reproducible results enlightening intricate dose-response relations.

The same design has been applied straight in the screening of antibiotics and verified diverse advantages in performance. Apart from advanced output and efficacy, microfluidics also empowers the production of models that mimic living organs or even the human body. These organ- and body-on-a-chip devices are of significant worth in drug studies, appraising compounds in an accurate environment.

## Summary of Microfluidics Applications

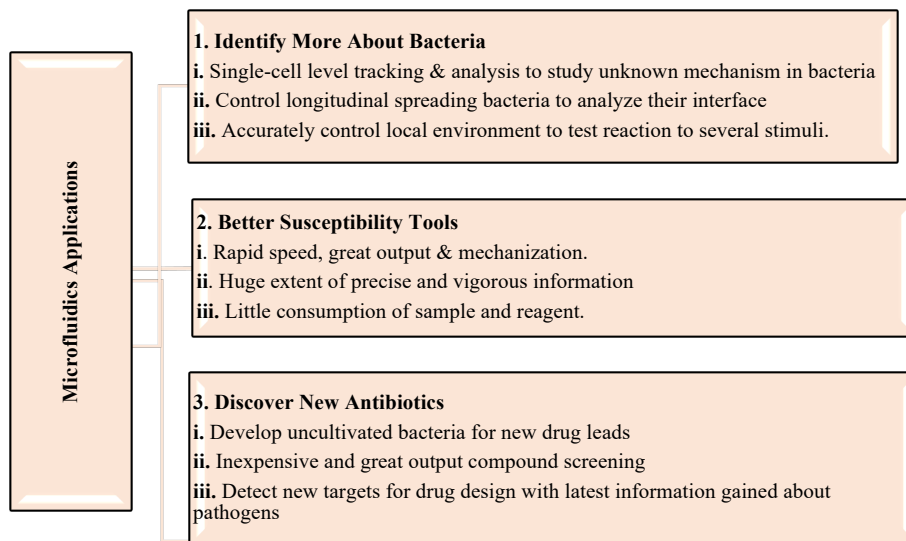


Figure 7: Summary of Microfluidics Applications

### Plasmid Curing

Plasmid curing is the procedure by which plasmids are detached from bacterial populations. This is a smart strategy to combat AMR as it has the prospective to eradicate ARGs from a population while leaving the bacterial community integral.

A plasmid curing agent can be given to a patient before surgery to decrease the possibility of a resistant hospital-acquired infection. Plasmid curing agents can also be taken by international travellers to decrease the global spread of AMR.

Tactics of plasmid curing differ significantly, extending from the use of natural products, chemicals, drugs, phage therapies, other plasmids, and even CRISPR/Cas.

### Plasmid Curing Complexes

There are several compounds that have exposed plasmid curing action. Their efficiency differs

significantly and depends upon plasmid, bacterial strain, and growth conditions.

### Detergents

The detergents bile and sodium dodecyl sulphate (SDS) is capable of curing some plasmids of some bacterial strains. But the research has shown that detergents are improbable to be used in humans or animals to decrease AMR plasmids, mostly due to the great absorptions needed and the related undesirable gastrointestinal side effects, such as SDS-induced colitis. Though, detergents remain to be used in the laboratory setting as a means to study plasmid biology.

### DNA Interpolating Mediators

The DNA interpolating mediators like ethidium bromide, acridine orange, and acriflavine also have plasmid curing characteristics.

Table 2. DNA Interpolating Mediators and Cured Microbial Species

S. No.	DNA Interpolating Mediators	Microbial Species Cured
1.	Acridine Orange	<i>E. coli</i> , <i>Vibrio parahaemolyticus</i> , <i>Lactobacillus Plantarum</i> <i>S. aureus</i> <i>B. fragilis</i> , and <i>B. thetaiotaomicron</i>
2.	Ethidium Bromide	<i>S. aureus</i> , <i>E. coli</i> , <i>Bacillus cereus</i> , and <i>Salmonella</i> strains

3.	Acriflavine	<i>Salmonella Oranienburg, S. Panama, E. coli, Streptococci, Lactobacillus casei, L. reuteri, and Oenococcus oeni</i>
----	-------------	---

Plant Derived Compounds

In the table given below, are the microbial species that are cured by plant derived compounds.

**Table 3.** Microbial Species Cured by Plant Species

S. No.	Plant Species	Microbial Species Cured
1.	<i>Plumbago zeylanica</i>	<i>E. coli</i>
2.	<i>Plumbago auriculata</i> root extracts	<i>P. aeruginosa, P. vulgaris, E. coli, and K. pneumoniae</i>
3.	<i>Dioscorea bulbifera</i> bulbs	<i>E. coli, P. aeruginosa, B. subtilis, and clinical isolates of E. faecalis, E. coli, and S. sonnei</i>
4.	<i>Alpinia galanga</i>	<i>S. Typhi, E. faecalis, E. coli, P. aeruginosa, and B. cereus</i>

**Drugs Used in Human Medicine**

The table given below shows the microbial species that are cured by the drugs.

**Table 4.** Microbial Species Cured by Drugs

S. No.	Drugs	Microbial Species Cured
1.	Ascorbic Acid	<i>S. aureus, P. acidilactici</i>
2.	Chlorpromazine	<i>S. aureus, E. coli.</i>
3.	Promethazine	<i>E. coli</i>
4.	Rifampicin	<i>S. aureus, E. coli.</i>
5.	Thioridazine	<i>E. coli, S. flexneri, V. cholera</i>
6.	Trifluoperazine	<i>E. coli</i>

**Incompatibility Based Plasmid Curing Methods**

It is an alternate way to biochemical or drug-based approaches to eliminate plasmids from bacteria. Plasmid curing consuming a mismatched plasmid means has been broadly used in plasmid description of Gram-positive species as well as Gram-negative species.

It has been beneficial for examining inconsistency appliances, plasmid-host relations, and gene transfer systems.

The key benefit of this technique is the decreased risk of toxicity and chromosomal mutations, occasionally related to organic curing agents. In addition, it is particular to plasmids of the directed incompatibility cluster. One main disadvantage of this method is the wide cloning essential for set up and the thorough information of the board plasmid.

This method has been used in a variety of plasmids and bacteria such as *B. anthracis, E. coli, L. acidophilus, L. plantarum, and L. pentosus, Yersinia pestis.*

**Computerized Decision Support System for Antibiotic Prescription in Primary Care**

New innovations, for example, *computerized decision support system (CDSSs)* for antimicrobial recommending, might be viable and have a delayed effect on practices. CDSSs interface clinical perceptions to the information vile for the purpose of precaution and might uphold clinical dynamic and improve the antimicrobial solution. This has been chiefly exhibited in clinic surroundings, where the execution of antimicrobial stewardship programs is a continuous contrasted and essential consideration. Barely any examinations that are varied in both plan and excellence have been directed on CDSSs, an essential consideration. In a new audit, out of 58 CDSSs, 18 had been explicitly created for essential consideration.

Of these, 11 were utilizing a syndromic way to deal with help the expert in instances of respiratory and additionally urinary tract diseases (UTIs). None of the CDSSs covered all the irresistible circumstances that are regularly experienced by GPs.

The sway at the prescriber level was not reliably estimated, and none was customized to show an impact on mortality or hospital stay rate.

Numerous advancements in medical services have been surrendered after their underlying assessment due to lacking work on their execution and appropriation. The non-selection, abandonment, scale-up, blowout and supportability (NASSS) system for computerized advancements displays that the reception of development in medical care is a powerful cycle identified with numerous elements from the miniature to the full-scale level.

### **Task-Network Model (TNM) of Antibiotic Decision Tree**

A systematic method was used to transform the clinical practice guidelines (CPGs) from the French National Authority for Health (HAS) or the French Infectious Diseases Society (SPILF) into computer-<sup>3</sup> interpretable guidelines (CIGs).

A semi-formal decision tree, implementing a TNM where the antibiotic prescription is described as a process with a set of predefined tasks and rules to obtain a decision, is used.

### **Antimicrobial Resistance AMR and Role of Vaccines**

Vaccination is additionally an answer that has been, to a great extent, underestimated. Vaccines can check AMR through various pathways. Vaccination straightforwardly lessens the frequency of touchy and safe diseases. It additionally decreases both proper and wrong utilization of antimicrobial by lessening in general sickness occurrence, including contaminations brought about by powerless microbes and by infections (for example, flu) that are regularly improperly treated with anti-infection agents. This decreased antimicrobial utilize further reduces pressure toward obstruction among spectator individuals from the typical human flora. Vaccination has the advantage of maintainability and can be utilized for quite a long time without producing huge opposition.

So far, antibodies have had the option to beat the advancement of safe strains. A few reasons exist for this wonder.

- To start with, antibodies are used prophylactically when microorganism populaces are moderately little, decreasing the probability that opposition giving changes will show up and multiply.

- Second, numerous immunizations target microorganisms that multiply, requiring different transformations to give obstruction. At long last, in the uncommon examples in which protection from immunizations has been distinguished, illness decrease has still been attained.
- The third motivation to consider antibodies for AMR is that the potential for inoculations to influence safe diseases is more than speculative.
- The fourth reason to think about antibodies, which is to safeguard the microbiome. Antitoxins disturb the human microbiome, which effectively affects general wellbeing, particularly in youngsters. This disturbance can modify the invulnerable framework's turn of events and adversely influence nourishing status.

### **Limitations and Future Perspectives**

- Regardless of confirmation that well-executed hospital Antimicrobial Stewardship or Infection Prevention and Control programs can decrease the problem of ABR, the growing incidence of inevitable HAIs, indicate that numerous healthcare organizations have either not recognized or are unsuccessful to come across the encounter.
- AMS/IPC programs, though they are generally obligatory in hospitals, their excellence and consequences vary. They also usually lack the firm, cost-effectiveness facts that managers request before obligating assets, specifically if it is at the cost of treatments.
- The rational use of antibiotics might only be a measure of an inclusive approach to reporting the risk of AMR; further actions have to be tracked with the same firmness, comprising improved infection control, wide-ranging plans to decrease the use of antibiotics in animals, and the advancement of novel antibiotics.
- Antimicrobial peptides have appealed great courtesy in the last two eras but have not been up to the prospects. Though the synthetic membrane-active agents tolerate potential as relevant agents, the actual task is to have applicants for systemic infections. Though antibodies have been permitted for treating a few common bacterial infections

yet, their wide use is restricted by inadequate shelf life and production cost.

- Whereas the innovation of microfluidics makes it outlook, applied and commercialized yields that offer noteworthy benefits in trading with serious problems are extra significant and required.

## **Concluding Remarks**

---

Rising antimicrobial resistance is one of the utmost health dares; the world is currently facing. Resistant pathogens, comprising viruses, fungi, parasites, and especially bacteria, cause noteworthy morbidity and mortality.

Notably, antimicrobial use is growing, which will be expected to endure in the predictable future, as access to antimicrobials advances in the rising world. The development of AMR has frightening consequences, comprising greater extent of infectious disease, the enlarged possibility of dying from what are now reflected routine diseases, and incapability to accomplish definite medical actions, such as optional surgery, due to distress of deadly hospital-acquired infections.

Antimicrobial resistance denotes one of the greatest perplexing issues for public health. The main issue is our inadequate understanding of the fundamental antibiotic mechanisms and an extreme absence in the establishment of novel classes of antimicrobial drugs.

Microbial natural products are the utmost significant cause of various chemical agents with

- Certainly, few anti-plasmid schemes are inappropriate or unpractical for the use of human. Also, anti-plasmid schemes unaided will certainly not resolve AMR; however, they might show a significant part in decreasing global resistance levels.

extensive biological activities. Nonetheless, modern developments in innovative cultivation methods, genomics, and bioinformatics procedures, along with great output analytical technologies, brace our capability to increase access to formerly underexplored microbial foundations and their huge chemical abilities. (85)

Several advanced approaches have been developed and used effectively for great output screening of innovative bioactive natural products or else unreachable bases. Ever since the huge bulk of microorganisms stay uncultivated because of an inadequate range of culture methods, there is a crucial requirement for developing new methods, like microbial culturomics and directed phenotypic culturing. Highly excessive struggles should be geared to emerging great output cultivation methods.

AMR is a problematic issue too immense to be resolved by a solitary invention; nonetheless, it needs development in science and technology, along with combined determination from researchers of various fields, concerns in different disciplines, and states all over the globe.

## References

- Arias, M. (2016). JM; Arias, CA Mechanisms of Antibiotic Resistance. *Microbiol. Spectr*, 2, 1-37.
- Bloom, D. E., Black, S., Salisbury, D., & Rappuoli, R. (2018). Antimicrobial resistance and the role of vaccines. *Proceedings of the National Academy of Sciences*, 115(51), 12868-12871.
- Buckner, M. M., Ciusa, M. L., & Piddock, L. J. (2018). Strategies to combat antimicrobial resistance: anti-plasmid and plasmid curing. *FEMS microbiology reviews*, 42(6), 781-804.
- Davies, J., & Davies, D. (2010). Origins and evolution of antibiotic resistance. *Microbiology and molecular biology reviews*, 74(3), 417-433.
- Drekonja, D. M., Filice, G. A., Greer, N., Olson, A., MacDonald, R., Rutks, I., & Wilt, T. J. (2015). Antimicrobial stewardship in outpatient settings: a systematic review. *Infect Control Hosp Epidemiol*, 36(2), 142-152.
- Ghosh, C., Sarkar, P., Issa, R., & Haldar, J. (2019). Alternatives to conventional antibiotics in the era of antimicrobial resistance. *Trends in microbiology*, 27(4), 323-338.
- Holmes, A. H., Moore, L. S., Sundsfjord, A., Steinbakk, M., Regmi, S., Karkey, A., ... & Piddock, L. J. (2016). Understanding the mechanisms and drivers of antimicrobial resistance. *The Lancet*, 387(10014), 176-187.
- Humphrey, T. J., Jorgensen, F., Frost, J. A., Wadda, H., Domingue, G., Elviss, N. C., ... & Piddock, L. J. (2005). Prevalence and subtypes of ciprofloxacin-resistant *Campylobacter* spp. in commercial poultry flocks before, during, and after treatment with fluoroquinolones. *Antimicrobial agents and chemotherapy*, 49(2), 690-698.
- Jamrozik, E., & Selgelid, M. J. (2020). Drug-resistant infection: Causes, consequences, and responses. In *Ethics and drug resistance: Collective responsibility for global public health* (pp. 3-18). Springer, Cham.
- Laka, M., Milazzo, A., & Merlin, T. (2020). Can evidence-based decision support tools transform antibiotic management? A systematic review and meta-analyses. *Journal of Antimicrobial Chemotherapy*, 75(5), 1099-1111.
- Liu, Z., Banaei, N., & Ren, K. (2017). Microfluidics for Combating Antimicrobial Resistance. *Trends in Biotechnology*, 35(12), 1129-1139.
- Michael, C. A., Dominey-Howes, D., & Labbate, M. (2014). The antimicrobial resistance crisis: causes, consequences, and management. *Frontiers in public health*, 2, 145.
- Shah, N. S., Wright, A., Bai, G. H., Barrera, L., Boulahbal, F., Martin-Casabona, N., ... & Lumb, R. (2007). Worldwide emergence of extensively drug-resistant tuberculosis. *Emerging infectious diseases*, 13(3), 380
- Singer, A. C., Shaw, H., Rhodes, V., & Hart, A. (2016). Review of antimicrobial resistance in the environment and its relevance to environmental regulators. *Frontiers in microbiology*, 7, 1728.
- Stokes, H. W., & Gillings, M. R. (2011). Gene flow, mobile genetic elements, and the recruitment of antibiotic resistance genes into Gram-negative pathogens. *FEMS microbiology reviews*, 35(5), 790-819.
- Triston Delory, Pauline Jeanmougin, Sylvie Lariven, Jean-Pierre Aubert, Nathan Peiffer-Smadja, Pierre-Yves Boelle, Elisabeth Bouvet, Francois-Xavier Lescure, Josseline Le Bel, Acomputerized decision support system (CDSS) for antibiotic prescription in primary care-Antibiodic: implementation, adoption and sustainable use in the era of extended antimicrobial resistance, *Journal of Antimicrobial Chemotherapy*, Volume 75, Issue 8, August 2020, Pages 2353-2362, <https://doi.org/10.1093/jac/dkaa167>
- Watkins, R. R., David, M. Z., & Salata, R. A. (2012). Current concepts on the virulence mechanisms of methicillin-resistant *Staphylococcus aureus*. *Journal of medical microbiology*, 61(Pt 9), 1179.